

Cellular Wireless Networks and GSM Architecture

S.M. Riazul Islam, PhD

Desirable Features

- More Capacity
- Less Power
- Larger Coverage

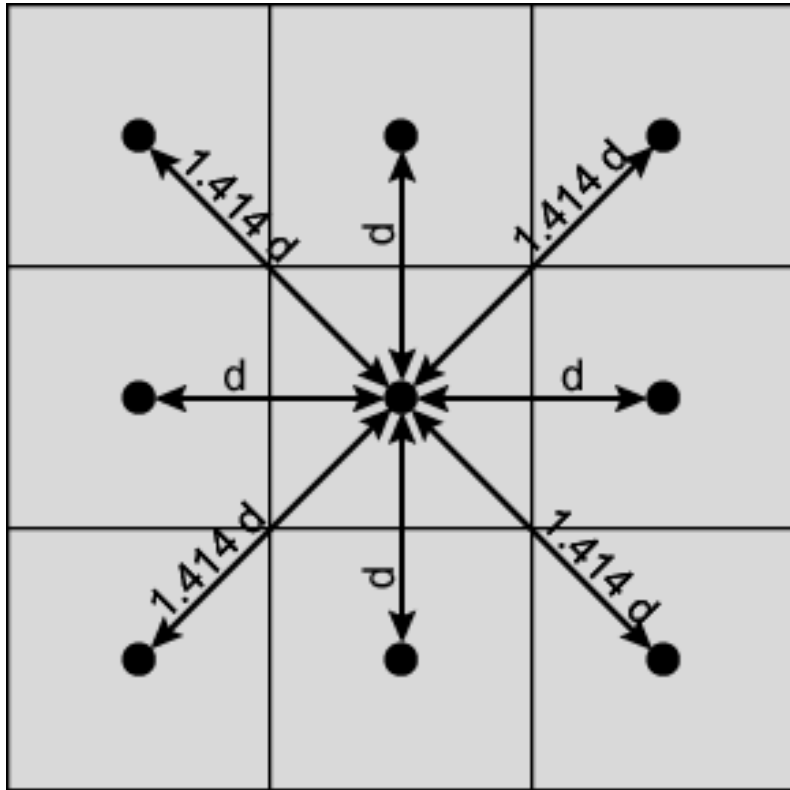
Cellular Network Organization

- Multiple low power transmitters
 - 100w or less
- Area divided into cells
 - Each with own antenna
 - Each with own range of frequencies
 - Served by base station
 - Transmitter, receiver, control unit
 - Adjacent cells on different frequencies to avoid crosstalk

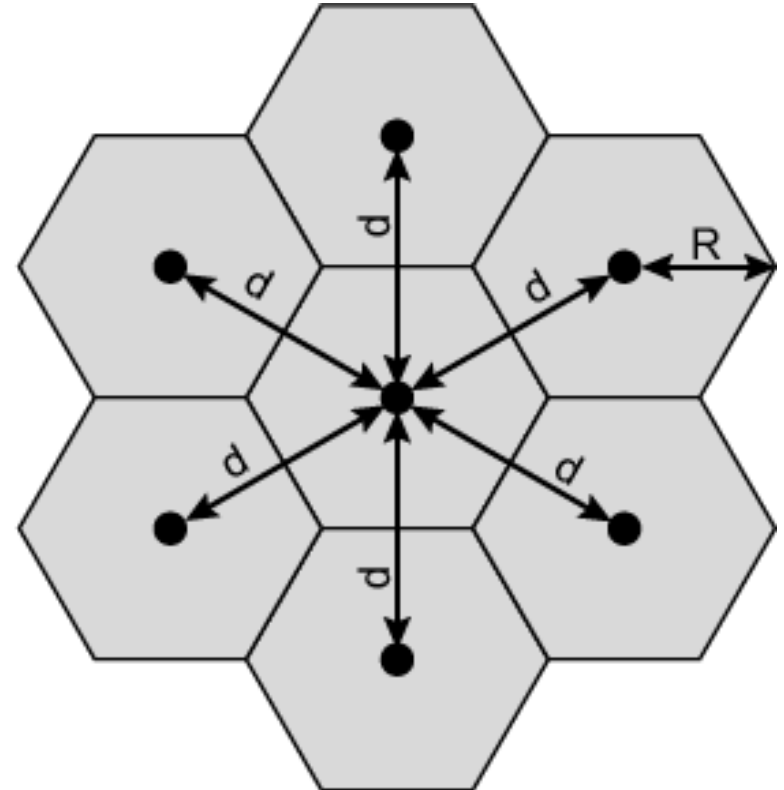
Shape of Cells

- Square
 - Width d cell has four neighbours at distance d and four at distance $\sqrt{2} d$
 - Better if all adjacent antennas equidistant
 - Simplifies choosing and switching to new antenna
- Hexagon
 - Provides equidistant antennas
 - Radius defined as radius of circum-circle
 - Distance from centre to vertex equals length of side
 - Distance between centres of cells radius R is $\sqrt{3} R$
 - Not always precise hexagons
 - Topographical limitations
 - Local signal propagation conditions
 - Location of antennas

Cellular Geometries



(a) Square pattern



(b) Hexagonal pattern

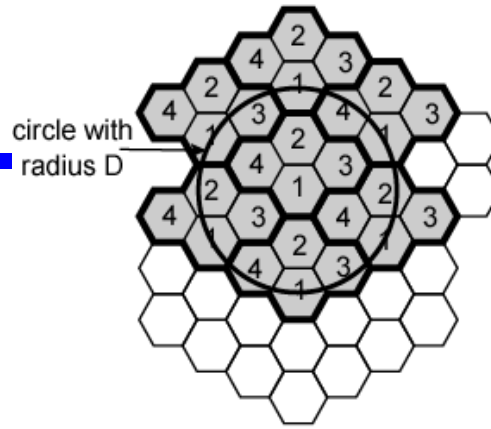
Frequency Reuse

- Power of base transceiver controlled
 - Allow communications within cell on given frequency
 - Limit escaping power to adjacent cells
 - Allow re-use of frequencies in nearby cells
 - Use same frequency for multiple conversations
 - 10 – 50 frequencies per cell
- *E.g.*
 - N cells all using same number of frequencies
 - K total number of frequencies used in systems
 - Each cell has K/N frequencies
 - Advanced Mobile Phone Service (AMPS) $K=395$, $N=7$ giving 57 frequencies per cell on average

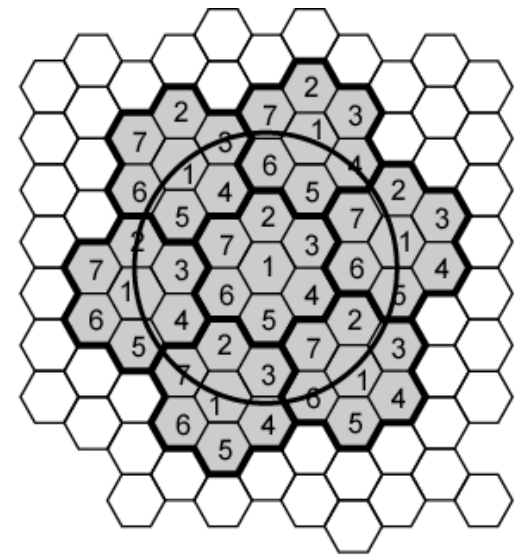
Characterizing Frequency Reuse

- D = minimum distance between centers of cells that use the same band of frequencies (called cochannels)
- R = radius of a cell
- d = distance between centers of adjacent cells ($d = R$)
- N = number of cells in repetitious pattern
 - Reuse factor
 - Each cell in pattern uses unique band of frequencies
- Hexagonal cell pattern, following values of N possible
 - $N = I^2 + J^2 + (I \times J)$, $I, J = 0, 1, 2, 3, \dots$
- Possible values of N are 1, 3, 4, 7, 9, 12, 13, 16, 19, 21, ...
- $D/R = \sqrt{3N}$
- $D/d = \sqrt{N}$

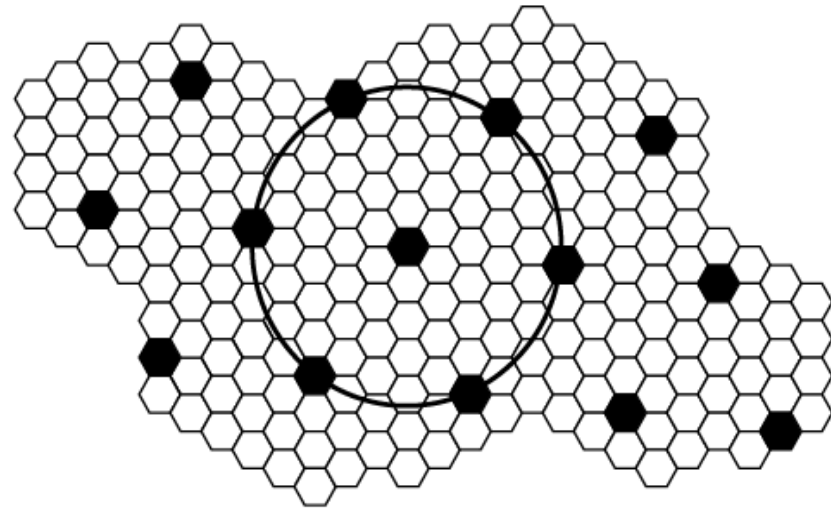
Frequency Reuse Patterns



(a) Frequency reuse pattern for $N = 4$



(b) Frequency reuse pattern for $N = 7$

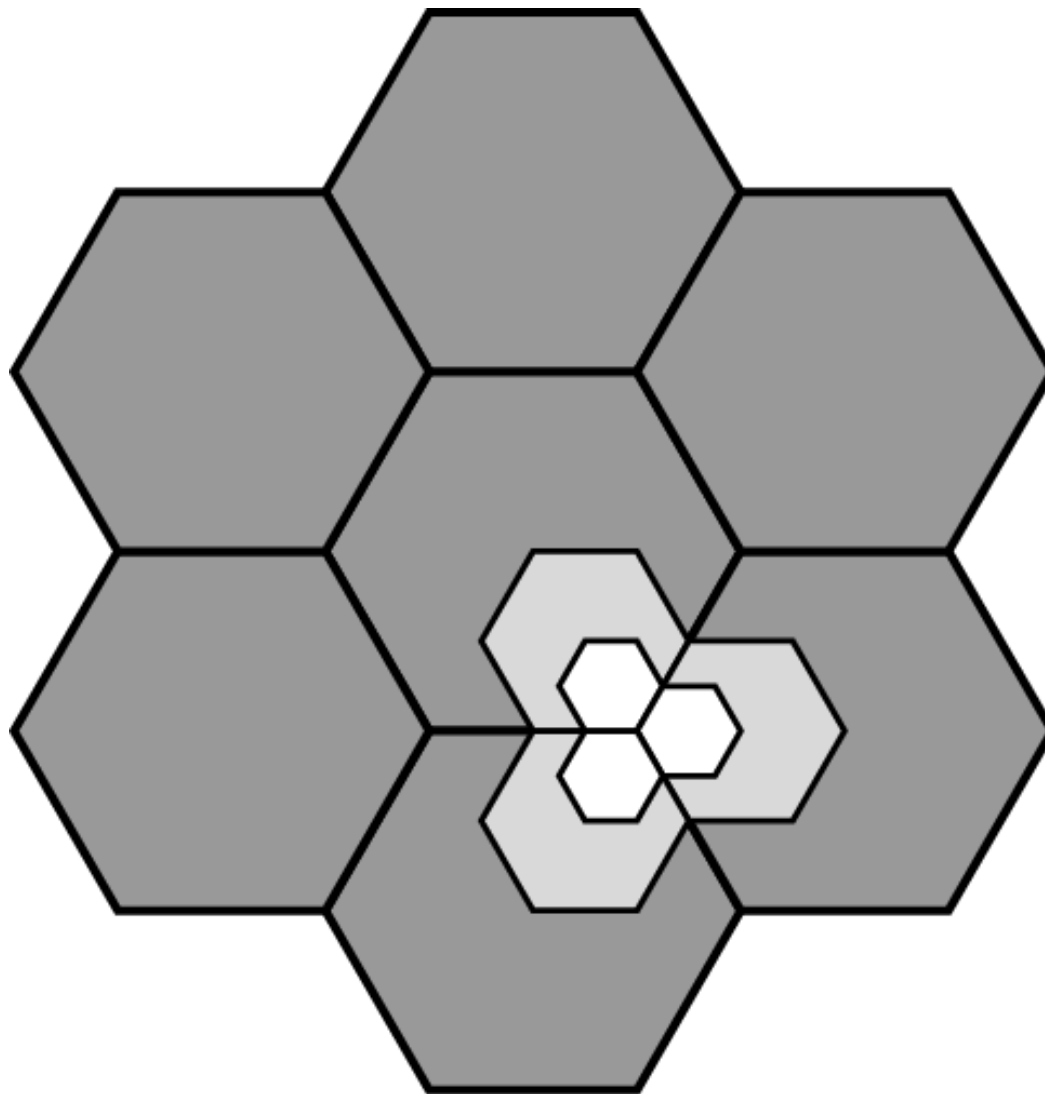


(c) Black cells indicate a frequency reuse for $N = 19$

Increasing Capacity (1)

- Add new channels
 - Not all channels used to start with
- Frequency borrowing
 - Taken from adjacent cells by congested cells
 - Or assign frequencies dynamically
- Cell splitting
 - Non-uniform distribution of topography and traffic
 - Smaller cells in high use areas
 - Original cells 6.5 – 13 km
 - 1.5 km limit in general
 - More frequent handoff
 - More base stations

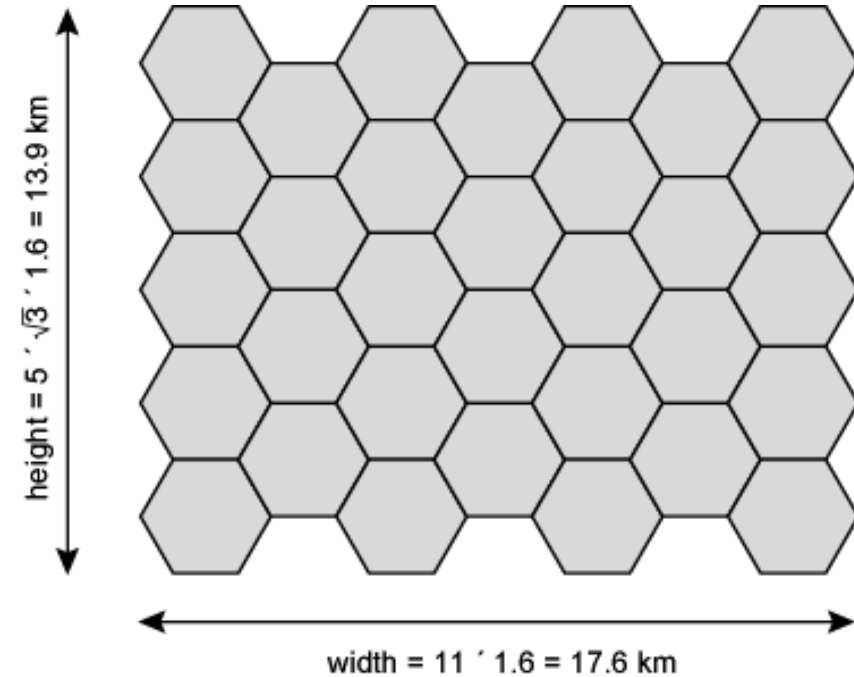
Cell Splitting



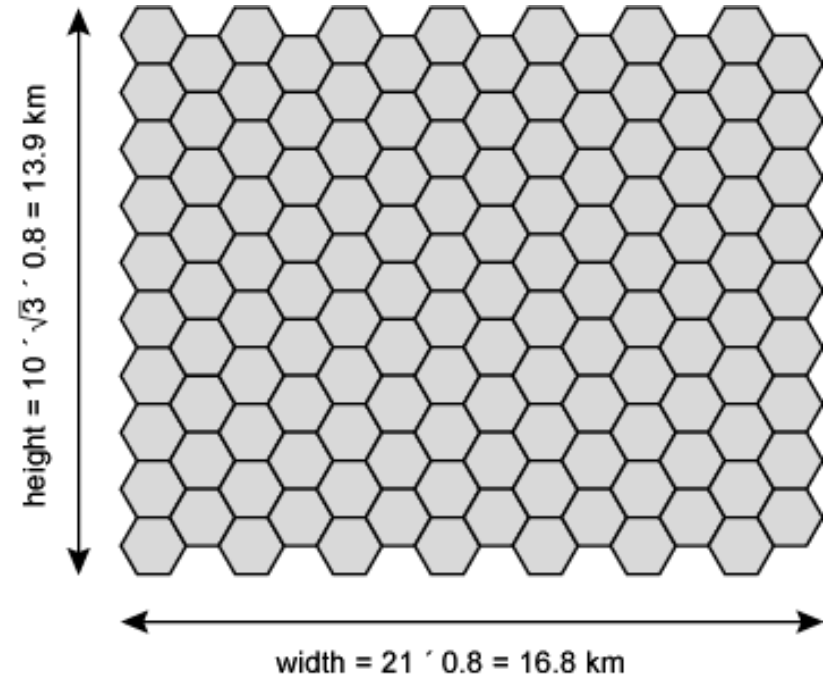
Increasing Capacity (2)

- Cell Sectoring
 - Cell divided into wedge shaped sectors
 - 3 – 6 sectors per cell
 - Each with own channel set
 - Subsets of cell's channels
 - Directional antennas
- Microcells
 - Move antennas from tops of hills and large buildings to tops of small buildings and sides of large buildings
 - Even lamp posts
 - Form microcells
 - Reduced power
 - Good for city streets, along roads and inside large buildings

Frequency Reuse Example



(a) Cell radius = 1.6 km

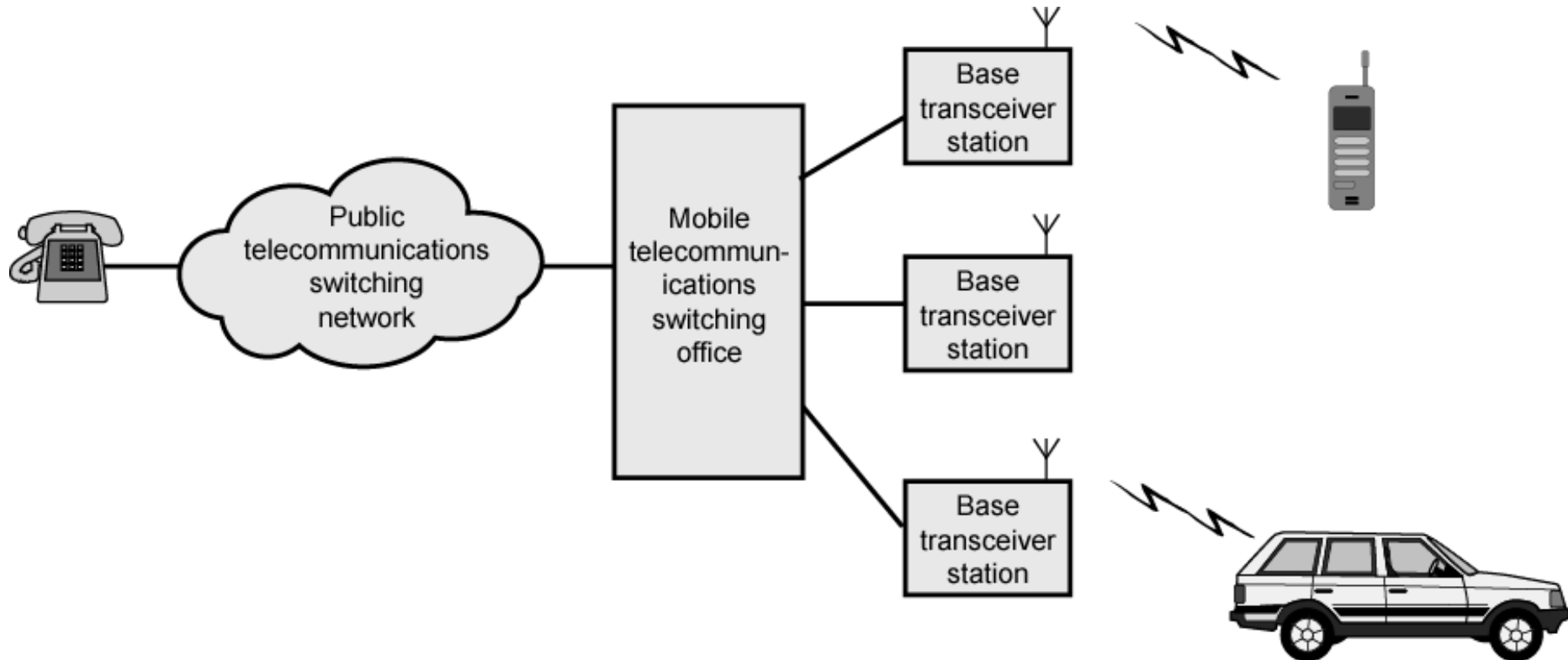


(b) Cell radius = 0.8 km

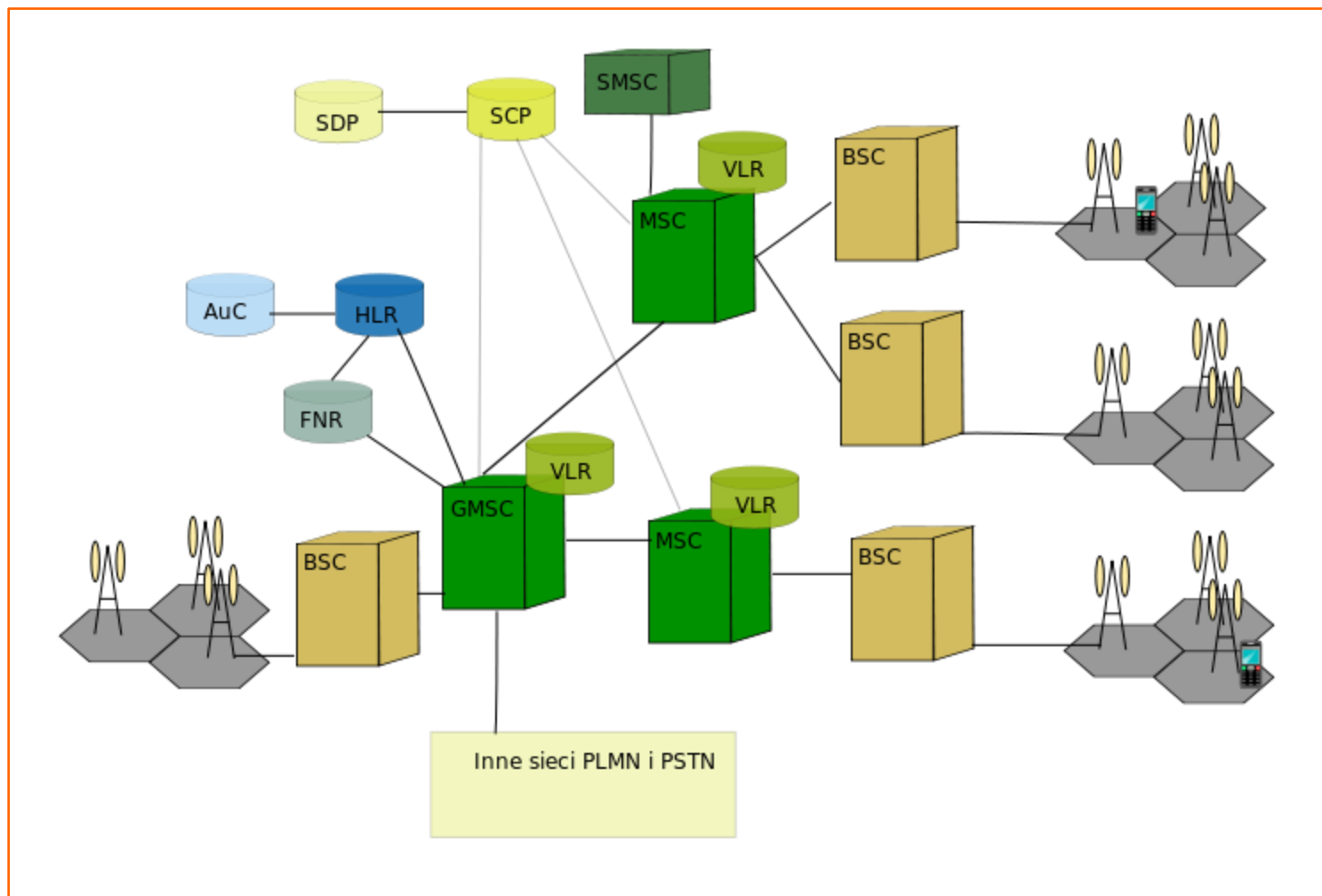
Operation of Cellular Systems

- Base station (BS) at center of each cell
 - Antenna, controller, transceivers
- Controller handles call process
 - Number of mobile units may in use at a time
- BS connected to mobile telecommunications switching office (MTSO)
 - One MTSO serves multiple BS
 - MTSO to BS link by wire or wireless
- MTSO:
 - Connects calls between mobile units and from mobile to fixed telecommunications network
 - Assigns voice channel
 - Performs handoffs
 - Monitors calls (billing)
- Fully automated

Overview of Cellular System

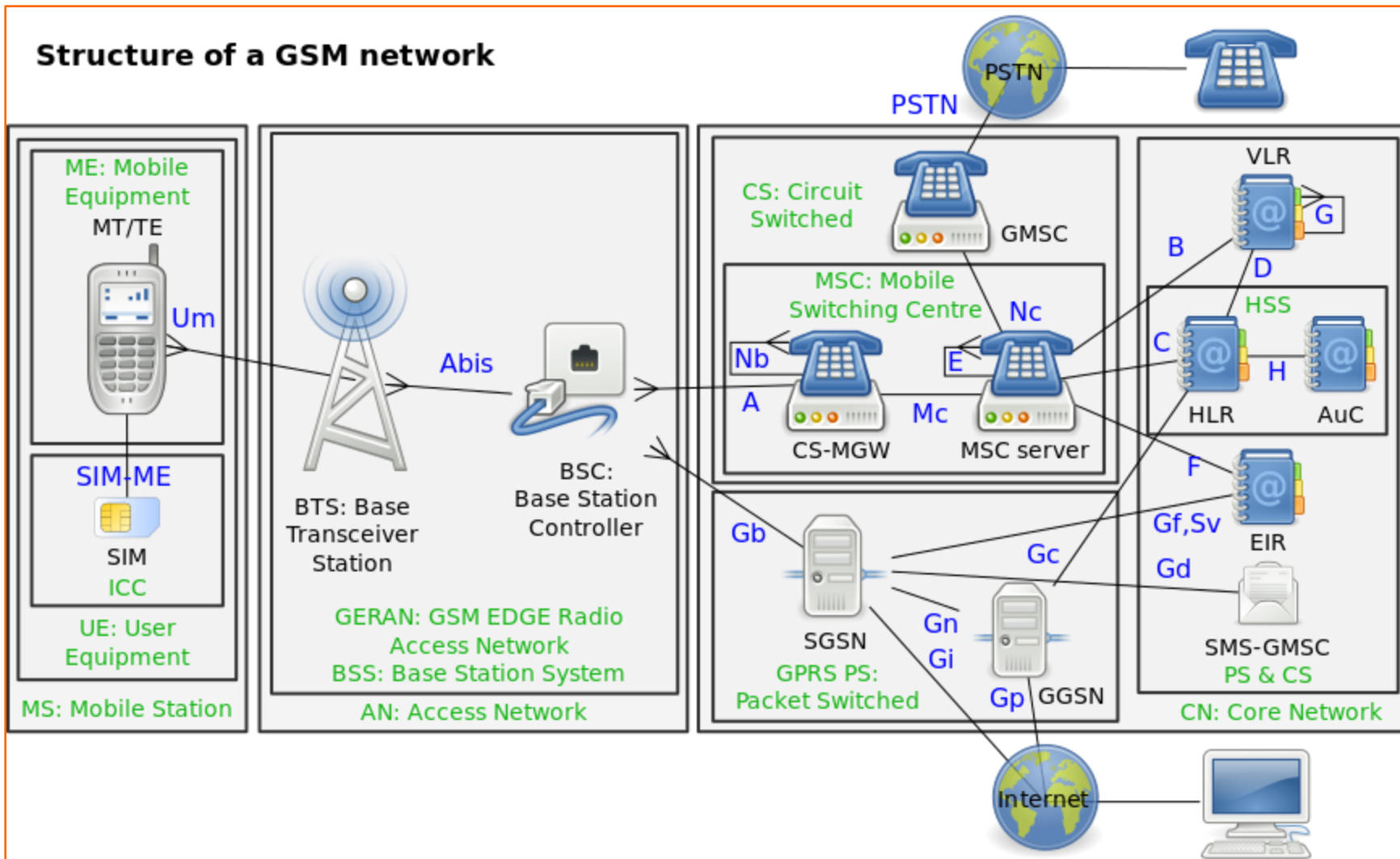


GSM Network Architecture



GSM Network Architecture

Structure of a GSM network



Channels and GSM Frequency Bands

- Control channels
 - Setting up and maintaining calls
 - Establish relationship between mobile unit and nearest BS
- Traffic channels
 - Carry voice and data

GSM-850	850	824.2–849.2	869.2–894.2	128–251	5
P-GSM-900	900	890.0–915.0	935.0–960.0	1–124	
E-GSM-900	900	880.0–915.0	925.0–960.0	975–1023, 0-124	8
R-GSM-900	900	876.0–915.0	921.0–960.0	955–1023, 0-124	
T-GSM-900	900	870.4–876.0	915.4–921.0	dynamic ^A	
DCS-1800	1800	1,710.2–1,784.8	1,805.2–1,879.8	512–885	3
PCS-1900	1900	1,850.2–1,909.8	1,930.2–1,989.8	512–810	2

- P-GSM, Standard or Primary GSM-900 Band
- E-GSM, Extended GSM-900 Band (includes Standard GSM-900 band)

Handoff Mechanism

Def: Process of transferring an ongoing call or data session from one channel connected to the core network to another channel

Hard Handoff: channel in the source cell is released and only then the channel in the target cell is engaged.

Soft Handoff: the channel in the source cell is retained and used for a while in parallel with the channel in the target cell

